


Product

Specifications

Optical Fiber Splice Trays

KEY FEATURES

- Telcordia GR-769 compliant with 12 to 36 fusion splices
- Capable of fusion, mechanical, or mass-fusion splices
- Available in a high-density thermoplastic or aluminium alloy case
- Supplied with splice holders, fasteners, and installation instructions
- See compatibility table to ensure proper fit & operation




FST-XXF



FST-XXF1



FST-XXP



FST-XXA



FST-2M-B

Plastic Splice Trays

ORDERING INFORMATION

PART NO.	DESCRIPTION
FST-12F	12-Fiber Plastic Splice Tray, Stores up to 12 Fusion Splices
FST-24F	24-Fiber Plastic Splice Tray, Stores up to 24 Fusion Splices
FST-12F1	Stackable 12-Fiber Plastic Splice Tray, Stores up to 12 Fusion Splices
FST-24F1	Stackable 24-Fiber Plastic Splice Tray, Stores up to 24 Fusion Splices
FST-24P	24-Fiber Plastic Splice Tray, Stores up To 24 Fusion, 16 Mechanical, or 8 Mass-Fusion Splices
FST-36P	36-Fiber Plastic Splice Tray, Stores up To 36 Fusion, 24 Mechanical, or 12 Mass-Fusion Splices

Aluminum Splice Trays

ORDERING INFORMATION

PART NO.	DESCRIPTION
FST-12A	12-Fiber Aluminum Splice Tray, Stores up To 12 Fusion, 8 Mechanical, or 4 Mass-Fusion Splices
FST-24A	24-Fiber Aluminum Splice Tray, Stores up To 24 Fusion, 16 Mechanical, or 8 Mass-Fusion Splices

SLXM-Series Splice Tray

ORDERING INFORMATION

PART NO.	DESCRIPTION
FST-2M-B	12-Fiber Splice Tray for SLXM-B enclosures (up to 2 Splice Trays Per Enclosure)

Product Specifications

Optical Fiber Splice Trays



SPECIFICATIONS

CONSTRUCTION

- FST-2M-B/12A/24A:** Aluminum alloy, base and cover
- FST-XP:** Plastic, base and clear cover
- FST-XF:** Plastic, base and cover

ENVIRONMENTAL CONDITIONS

Operation: 32 °F to 140 °F (0 °C to 60 °C)

COMPLIANCE

ANSI/TIA-568-C.3, GR-769

DIMENSIONS

- FST-12A:** 0.5" D x 4.75" W x 7" L (13 mm x 121 mm x 177.8 mm)
- FST-24A:** 0.5" D x 4" W x 12.25" L (13 mm x 102 mm x 312 mm)
- FST-24P:** 0.5" D x 6" W x 8.25" L (13 mm x 153 mm x 210 mm)
- FST-36P:** 0.5" D x 5.75" W x 11.75" L (13 mm x 147 mm x 299 mm)
- FST-XF:** 0.4" D x 3.6" W x 6.1" L (10.5 mm x 92 mm x 155 mm)
- FST-2M-B:** 0.5" D x 5" W x 5.6" L (13 mm x 127 mm x 143 mm)

WARRANTY

5 - Year Limited Component

TERMINATION CAPACITY

TERMINATION TYPE	SPLICE TRAY TYPE					
	FST-2M-B	FST-12A	FST-24A/24P	FST-36P	FST-12F ¹ /12F1	FST-24F ² /24F1 ³
Mechanical	12	8	16	24		
Fusion	12	12	24	36	12	24
Mass Fusion		4	8	12		


- 1 - Uses 0.06" (1.5 mm) sleeves
- 2 - Uses 0.12" (3.0 mm) sleeves
- 3 - Achieved by vertically stacking two sleeves in one slot

SPLICE TRAY COMPATIBILITY CHART

SPLICE TRAY TYPE	ENCLOSURE TYPE							
	HIGH-DENSITY	PREMIUM HIGH-DENSITY	SLIDE-OUT	DISTRIBUTION	SPLICE	MANAGEMENT TRAY	WALL MOUNT	
Pg Ref.	B1-2	B3-4	B5	B6	B6	B7-8	B9	B10
FST-2M-B			X					
FST-XXA	X					X	X	X
FST-24P		X		X	X	X		
FST-36P		X						
FST-XXF	X					X	X	X
FST-XXF1							X	

For additional assistance in determining proper splice tray for your enclosure, contact customer service.

RMF4-B & RMF-FMTA-B



UFE3HD2-B



* All enclosures & accessories are sold separately.

KEEPING YOUR WORLD CONNECTED